

PipeTube Pro – a game-changing commercial vehicle accessory

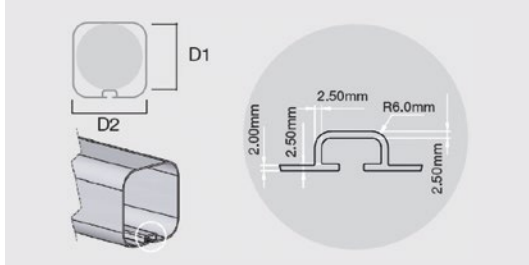
The first complete redesign of Rhino's hugely popular PipeTube since its launch in 2005, the PipeTube Pro is Europe's new leading system for securely and safely transporting copper pipe, plastic conduit and other lengthy materials. The new stylish design features an optional full length PVC lining, an upgraded integral locking system and an added rubber seal to reduce water entering the tube. In addition, the PipeTube Pro retains all the features that made it the product of choice for professional van users, such as a market leading carry capacity, twin openings and full professional crash testing and safety accreditation.



15 mins fitting time



INTERNAL DIMENSIONS



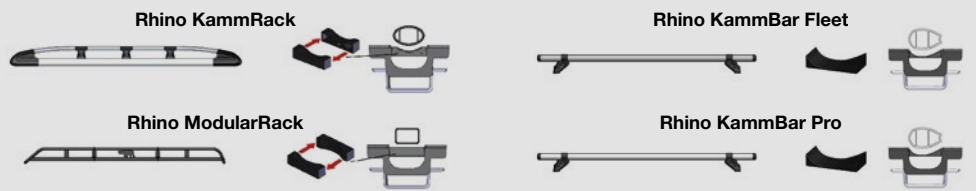
WEIGHTS AND DIMENSIONS

	L1	L2	W1	H1	D1	D2	Weight	Max Load Limit
RP21 Unlined	3030mm	241mm	140mm	160mm	127mm	125mm	12.74kg	50kg
RP22 Lined	3030mm	241mm	140mm	160mm	122mm	121mm	17kg	50kg

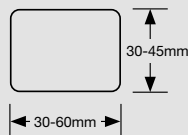
STANDARD FITTING BRACKET

The PipeTube Pro comes with our standard fitting bracket that is compatible with all Rhino roof bars/racks and roof storage systems from other manufacturers*.

Every PipeTube Pro is supplied with a set of spacers that are slotted into the bracket in a specific position to suit our AluminiumRack, ModularRack, DeltaBar and KammBar products respectively.

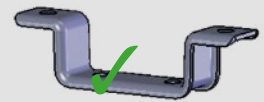


Bar profile dimensions



*The PipeTube Pro can also be used on any other roof bar or roof rack system that fits within these dimensions.

Note: the system will also need to have the requisite number of cross bars.




Standard fitting bracket



NEW FEATURES

PVC LINING



- Available with or without full length PVC lining to protect the items stored inside from marking or discolouration.
- Particularly useful for keeping white plastic conduit in top condition.

RUBBER O-RING SEAL



- Rubber O-ring located within the end of the connecting sleeve, which creates a tight seal when the nose cone is closed.
- The O-ring seal and PVC lining greatly reduce the oxidation process within the tube. Previously, water ingress could have led to a chemical reaction with the aluminium over time, leaving a residue in the tube.

INTEGRAL LOCKING SYSTEM



- The nose cone and connecting sleeve have been redesigned so that the lock is housed inside the tube.
- Where the old PipeTube lock sat below the tube, the new design makes the lock harder to get to and provides a more seamless look and feel.
- The new nose cone and sleeve design also incorporates a stronger adjoining hinge located on top of the system.

BOLD NEW REDESIGN



Every element of the PipeTube Pro has been refined to provide stunning aesthetics:

- Striking new powder coated paint finish designed to work with all van colours
- Bold new label and product logo
- Rhino logo on end of the nose cone
- Stylised grooves in tube extrusion

EXISTING FEATURES

The PipeTube Pro retains all the benefits of the original PipeTube:

- Dual openings at either end
- Key lockable (two keys supplied)
- Universal standard fitting bracket for use on all Rhino van roof bars and racks
- Independently crash tested at Millbrook Proving Ground
- Large capacity:
 - 66 x 15mm tubes (unlined)
 - 59 x 15mm tubes (lined)
- Side mounting kit for use with Rhino ModularRacks
- Aerodynamic nose cone design
- Strong bulkhead within tube protects nose cone

OPTIONAL SIDE MOUNTING KIT FOR RHINO MODULARRACK



Our side mounting kit is a popular optional extra for the PipeTube Pro. Consisting of two side mounting brackets and all required fixings, this kit allows a 3.0m PipeTube Pro to be mounted to the side of a Rhino ModularRack, enabling full width usage of the rack. One key benefit this provides is the option to transport 8' x 4' boards on the roof of the van, along with the use of a PipeTube.



MATERIAL	WHERE USED	ADVANTAGES
T6 Aluminium Alloy		
	- Main body	- Extremely durable, high tensile and yield strength - Excellent weight to strength ratio - Scratch resistant
Glass Filled Nylon		
- 30% Glass filled nylon PA6	- Nose Cone - End Cap Sleeve	- Tensile strength greater than standard nylon - Increased stability when exposed to temperature changes
Steel		
- DP600 Steel - Stainless Steel 303 - Mild Steel	- Lock Hasp - Hinge Pin - Bulkhead	
PVC		
	- PipeTube Lining	- Good for extrusions - Great thermal properties
Fixings		
	- M8x35mm Square Neck Coach Screw - 'T' Track Lock Plate M8 - M8 A2 form B Washer - M8 A2 Nyloc Nut. Type P	
Tools required		
- 2x Spanner 13mm	- 1x Step/Ladder	- 1x Measuring tape

